

Power clamp cylinder

JCK Series—Clamp arm and Adjusting screw



How to select clamp arm and adjusting screw

Accessories/Cylinder type		JCK40	JCK50	JCK63	JCK80
Adjusting screw	F-JCK□□X15LM	●	●	●	●
	F-JCK□□X45LM	●	●	●	●
	F-JCK□□X75LM	●	●	●	●
	F-JCK□□X105LM	●	●	●	●
	F-JCK□□X135LM	●	●	●	●
Clamp arm	F-JCK□□AM1R	●	●	●	●
	F-JCK□□AM1C	●	●	●	●
	F-JCK□□AM1L	●	●	●	●
	F-JCK□□AM2R	●	●	●	●
	F-JCK□□AM2C	●	●	●	●
	F-JCK□□AM2L	●	●	●	●
	F-JCK□□AM3R	●	●	●	●
F-JCK□□AM3C	●	●	●	●	
F-JCK□□AM3L	●	●	●	●	
F-JCK□□AM4R	●	●	●	●	
F-JCK□□AM4C	●	●	●	●	
F-JCK□□AM4L	●	●	●	●	

Adjusting screw ordering code

F-JCK 63X135 LM

① ② ③ ④ ⑤

① Accessory code	② Cylinder type	③ Bore size	④ Adjusting angle	⑤ Adjusting screw code
	JCK: Power clamp cylinder (Double acting)	40: Φ 40mm 50: Φ 50mm 63: Φ 64mm 80: Φ 80mm	15: 15° 30: 30° 45: 45° 60: 60° 75: 75° 90: 90° 105: 105° 120: 120° 135: 135°	LM: Adjusting screw

Clamp arm ordering code

F-JCK 63 AM1C

① ② ③ ④

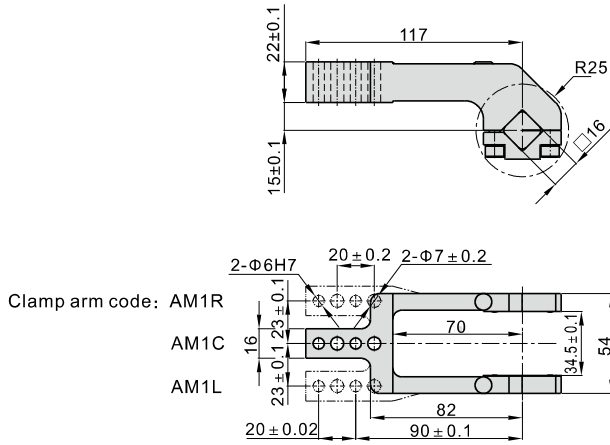
① Accessory code	② Cylinder type	③ Bore size	④ Clamping arm		
JCK: Power clamp cylinder (Double acting)		40: Φ 40mm	Blank: No clamping arm		
			AM1: Offset 15mm	R C L Φ 6 Φ 7	
			AM3: Offset 45mm	R C L	
			50: Φ 50mm 63: Φ 64mm 80: Φ 80mm	Blank: No clamping arm	R C L Φ 6 Φ 9
				AM1: Offset 15mm	R C L
				AM3: Offset 45mm	R C L
		AM2: Offset 15mm	R C L Φ 8 Φ 10.2		
			AM4: Offset 45mm	R C L	

Power clamp cylinder

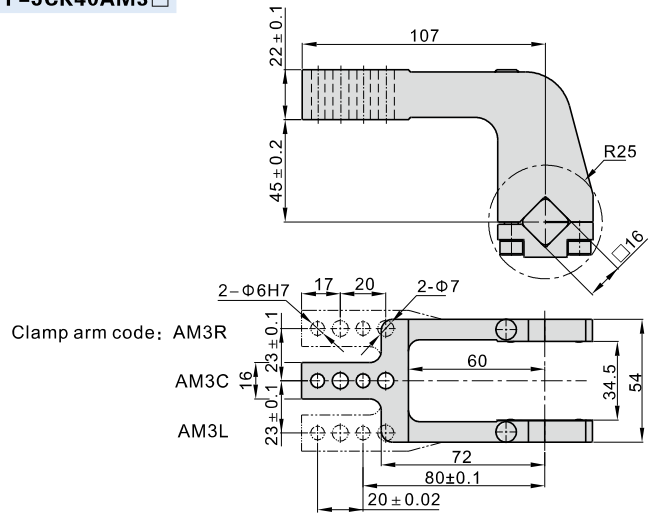
JCK Series—Clamp arm and Adjusting screw

Dimensions of clamp arm

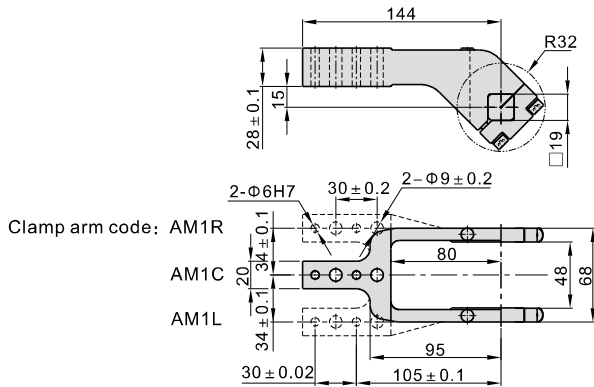
F-JCK40AM1



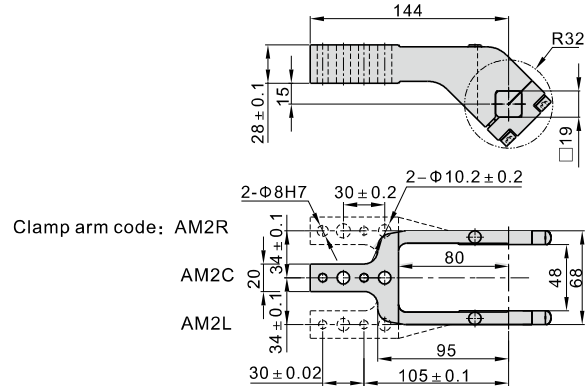
F-JCK40AM3



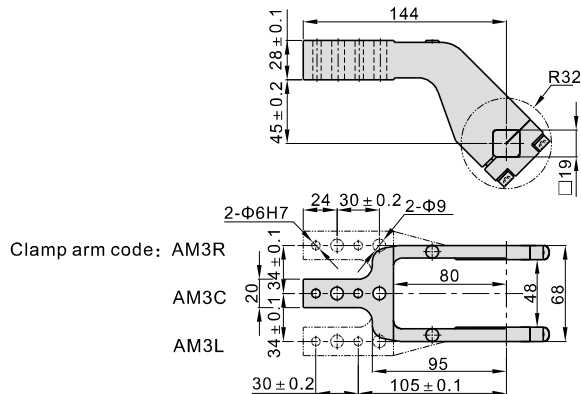
F-JCK50AM1



F-JCK50AM2



F-JCK50AM3



F-JCK50AM4

